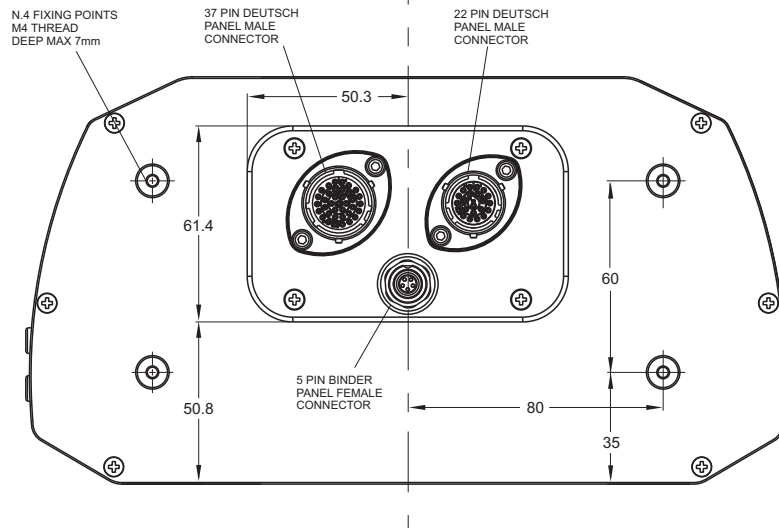
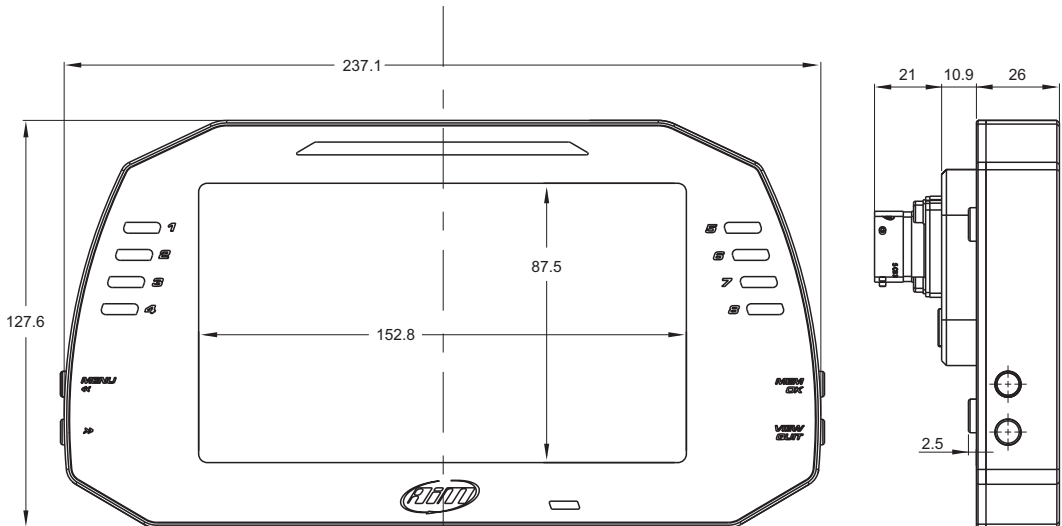





# AiM MXG 1.2

Dash logger





# AiM MXG 1.2

## Dash logger

### Technical specifications

<b>Display</b>	7" TFT
<b>Resolution</b>	800x480 pixels
<b>Contrast</b>	1000:1
<b>Brightness</b>	700cd/m2 - 1,100 Lumen
<b>Ambient light sensor</b>	Yes
<b>Alarm LEDs</b>	8 configurable RGB LEDs
<b>Shift Lights</b>	10 configurable RGB LEDs
<b>CAN connections</b>	3
<b>ECU connection</b>	CAN, RS232 or K-Line to 1,000+ industry leading ECUs
<b>External modules</b>	GPS Module, Channel Expansion, Thermocouple Expansion, Lambda Controller, SmartyCam HD
<b>Analog inputs</b>	8 fully configurable, max 1,000 Hz each
<b>Digital inputs</b>	4 Speed inputs, lap signal, coil RPM input
<b>Digital outputs</b>	2 (1 Amp max each)
<b>Second CAN</b>	Yes
<b>WiFi connection</b>	Yes
<b>Inertial platform</b>	Internal 3 axis $\pm 5G$ accelerometer + 3 axis gyro + 3 axis magnetometer
<b>Internal memory</b>	4 GB
<b>Body</b>	Anodized Aluminum
<b>Pushbuttons</b>	Metallic
<b>Connectors</b>	2 Motorsport connectors + 1 Binder connector
<b>Dimensions</b>	237x127.6x26 mm
<b>Weight</b>	950 g
<b>Power consumption</b>	400 mA
<b>Waterproof</b>	IP65



# AiM MXG 1.2

## Dash logger

### In the box

MXG 1.2, GPS Module with cable, USB cable, 37 pins standard harness, Race Studio 3 software

### Part numbers

<b>XA4MXG12A13001</b>	MXG 1.2 + GPS Module with 1.3 m cable length
<b>XA4MXG12A40001</b>	MXG 1.2 + GPS Module with 4 m cable length
<b>XA4MXG12A20R01</b>	MXG 1.2 + GPS Module «roof» version with 2 m cable length
<b>XA4MXG12A40R01</b>	MXG 1.2 + GPS Module «roof» version with 4 m cable length

### Spare parts

<b>V02573010</b>	37 pins standard harness
<b>X40GPS08AM0130</b>	GPS Module with 1.30 m cable length
<b>X40GPS08AM0400</b>	GPS Module with 4.00 m cable length
<b>V02573200</b>	USB adapter
<b>X90TMPC002</b>	USB cable

### Optionals

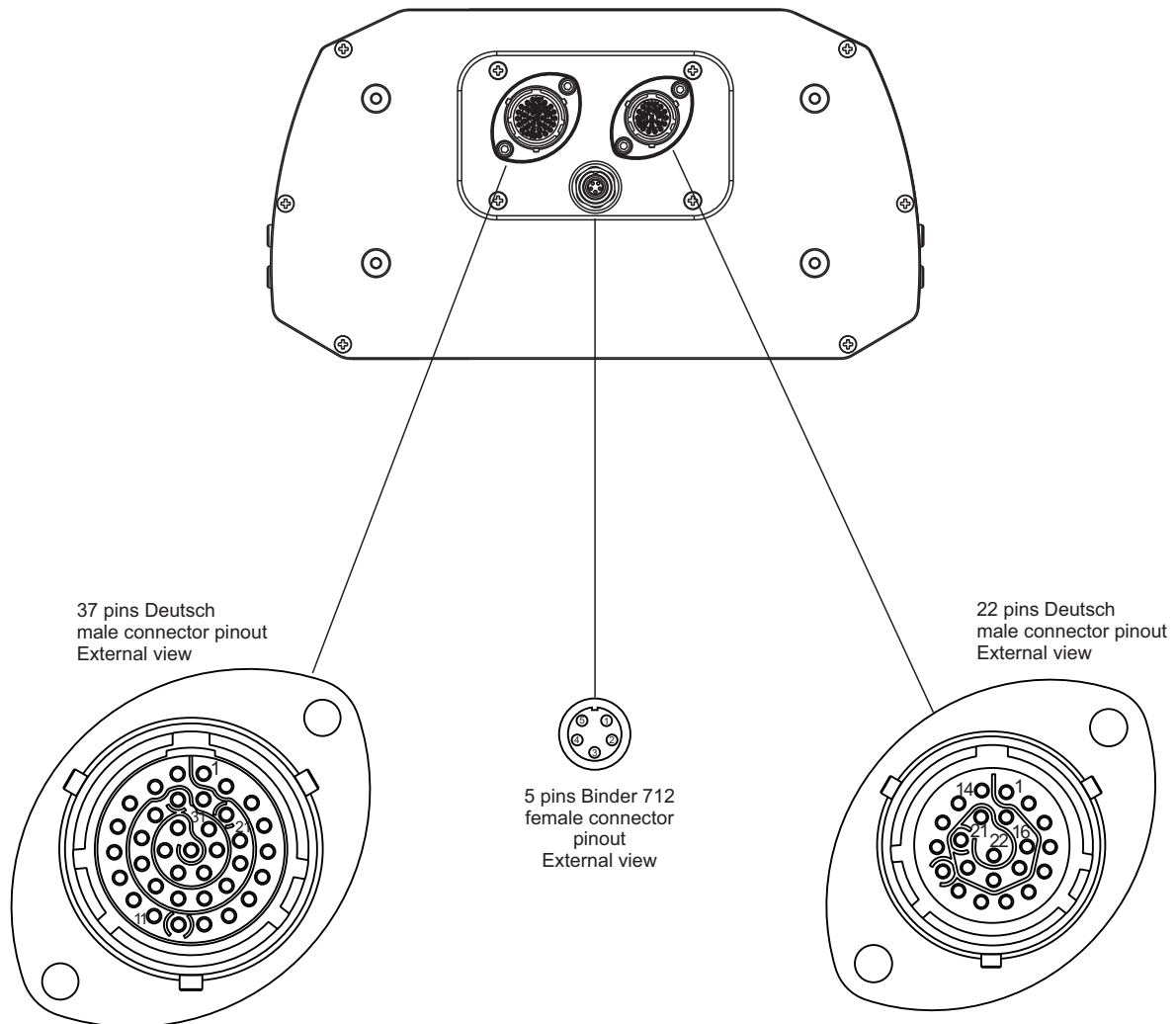
<b>V02573020</b>	22 pins harness
<b>V02573080</b>	22 pins harness with 1 thermocouple
<b>V02573160</b>	22 pins harness with 2 thermocouples
<b>V02573040</b>	37 pins harness with 1 thermocouple
<b>V02573050</b>	37 pins harness with 2 thermocouples
<b>5CN822F00</b>	22 pin female Deutsch connector
<b>5CN837F00</b>	37 pin female Deutsch connector



# AiM MXG 1.2

## Dash logger

### Pinout



Pin	Deutsch 37 pin
1	9-15V Power input
2	Battery GND
3	CAN+ Exp
4	GND
5	+Vbattery CAN
6	CAN- Exp
7	+Vb Ext
8	CAN1+ ECU
9	CAN 1- ECU
10	GND
11	K Line ECU
12	USB D+
13	USB D-
14	GND
15	RPM
16	GND
17	+Vbattery
18	Optical Lap
19	Speed1

Pin	Deutsch 37 pin
20	GND
21	+Vbattery
22	Analog Input 1
23	Analog GND
24	+Vbattery
25	+Vreference
26	Analog Input 2
27	Analog GND
28	+Vbattery
29	+Vreference
30	Analog Input 3
31	Analog GND
32	+Vbattery
33	+Vreference
34	Analog Input 4
35	Analog GND
36	+Vbattery
37	+Vreference

Pin	Binder
1	Video input 1
2	GND
3	+Vb output Camera
4	GND
5	Video input 2

Pin	Deutsch 37 pin
1	Analog Input 5
2	Analog GND
3	+Vbattery
4	+Vreference
5	Analog Input 6
6	Analog Input 7
7	Analog GND
8	+Vbattery
9	+Vreference
10	Analog Input 8
11	Speed 2
12	GND
13	+Vbattery
14	Speed 3
15	Speed 4
16	GND
17	CAN2+ ECU
18	CAN2- ECU
19	Digital output 1
20	Digital output 2
21	RS232 Tx
22	RS232 Rx



# AiM MXG 1.2

## Dash logger

### Product history

Rev	From serial number	Date	Changes
--	<b>4202384</b>	Jul, 3rd 2018	--